

APS Interconnection & Incentive Equipment Labels - ANSI

ALL Labels to be made of UV resistant material, shall be permanently attached, and any adhesive shall be rated for outdoor applications within AZ environment with UV inhibitors. All labels associated to an APS meter shall be attached with rivets. These labels shall be in accordance with ANSI Z535.1-2011 & ANSI Z535.4-2011 and the latest APS Interconnection Requirements for Distributed Generation, Section 8.6. (Colors shown are per ANSI standards, not required by APS or NEC.) Text font shall be SansSerif, size shown shall be 1/4 inch unless otherwise noted.

Label No.	Label Location	Text	Approximate Sizes
(1)	Dedicated kWh meter <i>(Black with White Lettering)</i>	WIND SYSTEM METER	1 x 3-1/2 inches text 1/4 inch
(2)	Utility Disconnect switch <i>(Black with White Lettering)</i>	WIND SYSTEM UTILITY DISCONNECT SWITCH	1 x 3-1/2 inches text 1/4 inch
(3)	Dedicated kWh meter <i>(Black with White Lettering)</i>	PHOTOVOLTAIC SYSTEM METER (UTILITY SIDE VOLTAGE ON TOP LUGS)	1 x 3-1/2 inches text 1/4 inch
(4)		<i>Replaced with Label No. 28</i>	
(5)	Leasing Company kWh meter <i>(Black with White Lettering)</i>	LEASING COMPANY PV PRODUCTION METER	1 x 3-1/2 inches text 1/4 inch
(6)	ES Battery Backup / PV Production meter <i>(Black with White Lettering)</i>	SG TYPE BI-DIRECTIONAL PRODUCTION METER	1 x 3-1/2 inches text 1/4 inch
(7)	DC Coupled Battery Backup / PV Essential Load meter (120V) <i>(Black with White Lettering)</i>	RED FACE MONO-DIRECTIONAL METER	1 x 3-1/2 inches text 1/4 inch
(8)	DC Coupled Battery Backup / PV Essential Load meter (120/240V) <i>(Black with White Lettering)</i>	BLUE FACE MONO-DIRECTIONAL METER	1 x 3-1/2 inches text 1/4 inch
(9)	3rd Party Battery System meter <i>(Black with White Lettering)</i>	3RD PARTY OWNED BATTERY SYSTEM PRODUCTION METER	1 x 3-1/2 inches text 1/4 inch
(10)	Dedicated kWh meter PERMANENT PLAQUE OR DIRECTORY <i>(Black with White Lettering)</i>	DENOTE LOCATION OF "METER DISCONNECT" OR DENOTE LOCATION OF BACKUP LOAD SUB-PANEL	1/2 x 1-3/4 inches text 1/8 (or 1/16) inch
(11)	Utility Disconnect switch <i>(Black with White Lettering)</i>	PHOTOVOLTAIC SYSTEM UTILITY DISCONNECT SWITCH	1 x 3-1/2 inches text 1/4 inch
(12)	Utility Disconnect switch <i>(Black with White Lettering)</i>	ENERGY STORAGE SYSTEM UTILITY DISCONNECT SWITCH	1 x 3-1/2 inches text 1/4 inch
(13)	Meter Disconnect switch <i>(Black with White Lettering)</i>	XXX METER DISCONNECT SWITCH	1 x 3-1/2 inches text 1/4 inch
(14)	Dedicated kWh meter PERMANENT PLAQUE OR DIRECTORY <i>(Black with White Lettering)</i>	OPEN ALL ISOLATION DEVICES [DIRECTION/LOCATION] TO ISOLATE THIS METERING ENCLOSURE FROM ALL KNOWN SOURCES OF POWER. ENSURE ISOLATION DEVICES ARE LOCKED IN THE OPEN POSITION IN ACCORDANCE WITH OSHA LOCK OUT / TAG OUT REQUIREMENTS PRIOR TO PERFORMING ANY WORK WITHIN THIS METERING ENCLOSURE	Minimum 1-1/2 x 5 inches text 1/8 inch
(15)	Dedicated kWh meter <i>(Yellow with black lettering)</i>	⚠ CAUTION SUPPLY/LINE SIDE CONNECTION	1-1/2 x 3-1/2 inches text 1/4 inch

For APS SCP residential
self contained only










For Energy Storage/Battery Back-
Up/Peak Shaving Systems
(with or without PV)

Replace "XXX" with BACKUP LOAD PANEL",
"BACKUP GENERATOR", "PV SYSTEM",
"GENERATOR", "ES SYSTEM" etc. as
applicable

Replace" [DIRECTION/LOCATION]
with specifics to identify devices and
location to isolate the meter from all
potential sources, especially when not
in the same workspace

APS Interconnection & Incentive Equipment Labels - ANSI


ALL Labels to be made of UV resistant material, shall be permanently attached, and any adhesive shall be rated for outdoor applications within AZ environment with UV inhibitors. All labels associated to an APS meter shall be attached with rivets. These labels shall be in accordance with ANSI Z535.1-2011 & ANSI Z535.4-2011 and the latest APS Interconnection Requirements for Distributed Generation, Section 8.6. (Colors shown are per ANSI standards, not required by APS or NEC.) Text font shall be SansSerif, size shown shall be 1/4 inch unless otherwise noted.

Label No.	Label Location	Text	Approximate Sizes
(16)	Under Bi-Directional ESS meter <i>(Yellow with black lettering)</i>	 <p>CAUTION</p> <p>POSSIBLE BACKFEED</p> <p>ENERGY STORAGE SYSTEM LOAD SIDE BACKFEED</p>	1-1/2 x 3-1/2 inches text 1/4 inch
(17)	Utility Disconnect switch & Dedicated kWh meter <i>(Orange with Black Lettering)</i>	 <p>WARNING</p> <p>ELECTRIC SHOCK HAZARD</p> <p>- DO NOT TOUCH TERMINALS - TERMINALS ON BOTH THE LINE AND LOAD SIDES MAY BE ENERGIZED IN THE OPEN POSITION</p> 	<p>2011 & 2014 NEC 690.17(E) 2017 NEC 690.13(B), 690.15(D)</p> <p>1-1/2 x 3-1/2 inches "Warning" Text 1/4 inch text 3/16 inch</p>
(18)	Service Entrance / Utility Disconnect <u>not</u> adjacent <i>(Orange with Black Lettering)</i>	 <p>WARNING</p> <p>OTHER POWER SOURCE CONNECTED IS A PHOTOVOLTAIC SYSTEM. UTILITY DISCONNECT SWITCH FOR THIS SOURCE IS LOCATED APPROX 40 FEET FROM THIS LOCATION ON NORTH WEST SIDE OF DETACHED GARAGE.</p> <p style="text-align: center;"><u>AND</u></p>  <p>WARNING</p> <p>SERVICE ENTRANCE IS LOCATED APPROXIMATELY 40 FEET NORTH AND 60 FEET WEST FROM THIS LOCATION ON SOUTH SIDE OF HOUSE</p>	1-1/2 x 5 inches "Warning" Text 1/4 inch text 1/8 inch
(19)	Combiner box/panel <i>(Blue with White Lettering)</i>	 <p>NOTICE</p> <p>DEDICATED PHOTOVOLTAIC SYSTEM COMBINER PANEL DO NOT ADD LOADS TO THIS PANEL</p>	1-1/2 x 3-1/2 inches text 1/4 inch
(20)	Supply Side Tap / Load Panel <i>(Orange with Black Lettering)</i>	 <p>WARNING</p> <p>A GENERATION SOURCE IS CONNECTED TO THE SUPPLY (UTILITY) SIDE OF THE SERVICE DISCONNECTING MEANS. FOLLOW PROPER LOCK-OUT/TAG-OUT PROCEDURES TO ENSURE THE PHOTOVOLTAIC SYSTEM UTILITY DISCONNECT IS OPENED PRIOR TO PERFORMING WORK ON THIS DEVICE</p>	1-1/2 x 5 inches "Warning" Text 1/4 inch text 1/8 inch
(21)	Service Entrance and Tap Box / Multiple Sources <i>(Orange with Black Lettering)</i>	 <p>WARNING</p> <p>MULTI POWER PRODUCTION SOURCES INTERCONNECTED TO THIS ELECTRICAL DEVICE</p>	1-1/2 x 5 inches "Warning" Text 1/4 inch text 1/8 inch
(22)	Load Panel / Multiple Sources <i>(Orange with Black Lettering)</i>	 <p>WARNING</p> <p>THIS EQUIPMENT FED BY MULTIPLE SOURCES TOTAL RATING OF ALL OVERCURRENT DEVICES, EXCLUDING MAIN SUPPLY OVERCURRENT DEVICE, SHALL NOT EXCEED AMPACITY OF BUSBAR</p>	<p>NEC 2017, 705.12(B)(2)(3)(c)</p> <p>1-1/2 x 5 inches "Warning" Text 1/4 inch text 1/8 inch</p>

APS Interconnection & Incentive Equipment Labels - ANSI

ALL Labels to be made of UV resistant material, shall be permanently attached, and any adhesive shall be rated for outdoor applications within AZ environment with UV inhibitors. All labels associated to an APS meter shall be attached with rivets. These labels shall be in accordance with ANSI Z535.1-2011 & ANSI Z535.4-2011 and the latest APS Interconnection Requirements for Distributed Generation, Section 8.6. (Colors shown are per ANSI standards, not required by APS or NEC.) Text font shall be SansSerif, size shown shall be 1/4 inch unless otherwise noted.

Label No.	Label Location	Text	Approximate Sizes
(23)	Panelboard <i>(Red with White Lettering)</i>	CAUTION DUAL POWER SOURCES SECOND SOURCE IS PHOTOVOLTAIC SYSTEM	2011 NEC 705.12(D)(4) 2014 NEC 705.12(D)(3) 2017 NEC 705.12(B)(3) 1-1/2 x 5 inches "CAUTION" Text 1/4 inch text 1/8 inch
(24)	Service Entrance / Center-Fed Panelboard <i>(Red with White Lettering)</i>	CAUTION DO NOT MOVE BREAKERS OR ADD NEW CIRCUITS WITHOUT ELECTRICAL ENGINEER APPROVAL	2014 NEC 705.12(D)(2)(3)(d) 1-1/2 x 5 inches "CAUTION" Text 1/4 inch text 1/8 inch
(25)	Backfed Breaker <i>(Black with White Lettering)</i>	PHOTOVOLTAIC POWER SOURCE BREAKERS ARE BACKFEEDING	2011 NEC 705.12(D)(5) 2014 NEC 705.12(D)(4) 2017 NEC 705.12(B)(4) 1/2 x 1-3/4 inches text 1/8 (or 1/16) inch
(26)	Main Bkr De-rate <i>(Black with White Lettering)</i>	BREAKER HAS BEEN DE-RATED PER NEC 705.12(D)(2)	NOTE: FOR 2017 NEC REPLACE CODE REFERENCE WITH 705.12(B)(2) 1/2 x 1-3/4 inches text 1/8 (or 1/16) inch
(27)	Amp Rating of Main if De-rated <i>(Black with White Lettering)</i>	MAX ____ AMPS	LABEL TO BE INSTALLED ADJACENT TO OR UNDERNEATH LABEL 25 1/2 x 1-3/4 inches text 1/8 (or 1/16) inch
(28)	Backfed Breaker <i>(Orange with Black Lettering)</i>	WARNING INVERTER OUTPUT CONNECTION DO NOT RELOCATE THIS OVERCURRENT DEVICE	2011 NEC 705.12(D)(7) 2014 NEC 705.12(D)(2) 2017 NEC 705.12(B)(2)(3)(b) 1-1/2 x 3-1/2 inches text 1/4 inch
(29)	Dedicated 3Phase kWh meter <i>(Orange with Black Letting)</i>	WARNING VOLTAGE AT THIS METER IS DIFFERENT THAN VOLTAGE AT BILLING METER ____/____Vac 3 PH __W	Fill in V and # wire for 3-ph systems where voltage at production meter is different than service voltage 1-1/2 x 3-1/2 inches text 1/4 inch

(30)	Under Bi-Directional meter <i>(Yellow with Black Lettering)</i>	CAUTION POSSIBLE BACKFEED EQUIPMENT CONNECTED TO TWO OR MORE SOURCES OF POWER	Utility Installed Labels
(31)	Pole/Transformer Sign <i>(Alluminum holder - Black with Yellow Lettering)</i>		

LABELS BELOW ARE FOR EXAMPLE ONLY, AND NOT REQUIRED TO BE ENGRAVED

APS Interconnection & Incentive Equipment Labels - ANSI

ALL Labels to be made of UV resistant material, shall be permanently attached, and any adhesive shall be rated for outdoor applications within AZ environment with UV inhibitors. All labels associated to an APS meter shall be attached with rivets. These labels shall be in accordance with ANSI Z535.1-2011 & ANSI Z535.4-2011 and the latest APS Interconnection Requirements for Distributed Generation, Section 8.6. (Colors shown are per ANSI standards, not required by APS or NEC.) Text font shall be SansSerif, size shown shall be 1/4 inch unless otherwise noted.

Label No.	Label Location	Text	Approximate Sizes
(*)	AC Panel <i>(Black with White Lettering)</i>	PHOTOVOLTAIC ELECTRIC POWER SOURCE MAXIMUM AC CURRENT [][] A SYSTEM AC VOLTAGE [][] V	NEC 690.54 1-1/2 x 3-1/2 inches Text 3/16 inch
(*)	DC Disconnect <i>(Black with White Lettering)</i>	PHOTOVOLTAIC ARRAY DC DISCONNECT SWITCH PHOTOVOLTAIC POWER SOURCE VOC [][] VDC ISC [][] A VOP [][] VDC IOP [][] A	NEC 690.53 1-1/2 x 3-1/2 inches Text 3/16 inch