

# FACT SHEET











**THE POWER TO MAKE IT HAPPEN®**

March 24, 2008

## Electricity: A Continuing Value

Electricity continues to be one of the best values in Arizona; just compare APS' price today with that of 1992. The 18.5 percent increase is meager compared to the price increase of many other goods and services of modern living. A comparison of prices today versus prices in 1992 demonstrates how electricity has maintained its affordability.

Percent Change			1992	2009#
<b>18.5 %</b>	 <b>APS</b> THE POWER TO MAKE IT HAPPEN®	Average cost per kilowatt hour	9.7 cents per kwh	11.5 cents per kwh
<b>203 %</b>		Tuition <i>(Undergraduate tuition and mandatory fees)</i>	\$1,590	\$4,821
<b>195 %</b>		U.S. Regular- Retail Prices <i>(Per gallon)</i>	\$1.09	\$ 3.22
<b>179 %</b>		Median home price <i>(Phoenix-Mesa-Scottsdale, 4Q 2007)</i>	\$86,600	\$241,700
<b>178%</b>		City of Phoenix Water <i>(Water per unit, 1 unit = 748 gallons)</i>	\$0.79	\$ 2.20
<b>158%</b>		Health insurance at Pinnacle West <i>(Monthly premium)</i>	\$155	\$400
<b>107 %</b>		Natural Gas Price, Residential Consumers-Delivered <i>(Dollars per thousand cubic feet)</i>	\$5.89	\$12.17
<b>42%</b>		Oranges-Navel <i>(per pound)</i>	\$0.64	\$0.91
<b>33%</b>	<b>THE ARIZONA REPUBLIC</b>	Sunday Edition	\$1.50	\$2.00

Data: 1)APS; 2)Arizona Board of Regents; 3)Energy Information Administration-*Weekly Retail Gasoline and Diesel Prices*; 4)National Association of Realtors; 5)City of Phoenix; 6)APS employee benefits; 7)Energy Information Administration- *Monthly Energy Review*; 8)U.S. Bureau of Labor Statistics(USBL) Consumer Price Index; 9)Arizona Republic. #Estimate based on proposed 2009 rate increase, prices of goods and services based on 2008.